


TEMPORARY FOOD SERVICE PERMIT APPLICATION



Temporary food service means any food service which operates for a temporary period of time, not to exceed 14 days, in connection with a fair, carnival, special event/grand opening or similar public gathering with food service and/or sales. **Any vendor that is not approved a minimum of seven (7) business days prior to the event will not be allowed to participate in the event.** It is recommended that the vendor providing the food for the event submit the application. **For assistance with the form, please**

contact Lynn Hoette, Village Sanitarian, at (224) 257-0774 or healthinspectpros@gmail.com.

Submit completed application, required paperwork, and fee to the Community Development Department a minimum of seven (7) business days prior to the event. The fee for a Temporary Food Permit is \$25.00.

SECTION I APPLICATION

Name of Event: _____

Organization Hosting Event: _____

Address of Event: _____

Date(s) of Event: _____

Time(s) of Event: _____

Initial Set-up time for Purpose of Inspection: _____

****IF FOODS ARE PREPARED AT A FOOD ESTABLISHMENT OUTSIDE THE VILLAGE OF THE EVENT, PLEASE SUBMIT A COPY OF ITS LAST HEALTH INSPECTION REPORT. THIS INSPECTION MUST HAVE TAKEN PLACE WITHIN THE LAST SIX MONTHS. ALSO, INCLUDE A COPY OF A VALID FOOD SERVICE MANAGER CERTIFICATION.**

SECTION II FOOD VENDOR INFORMATION

Applicant Name: _____

Address: _____

City: _____ State: _____ Zip: _____

Phone: _____ Cell: _____

Fax: _____ E-mail: _____

Food Establishment Name: _____

Food Establishment Address: _____

City: _____ State: _____ Zip: _____

Phone: _____ Cell: _____ Fax: _____

SECTION III TEMPORARY FOOD OPERATOR MENU REQUIREMENTS FORM

All Potentially Hazardous Foods (including, but not limited to, most animal products, sliced melons, cooked starches) must be stored at temperatures out of the Danger Zone (41°F-135°F). **A calibrated thermometer is required to monitor temperatures often at the event.**

Indicate below all temperature control measures you will use to keep potentially hazardous foods either below 41° or above 135°. Specify how many units and source of power (electric, generator, propane) (freezer packs). Identify which food items correspond to each category.

COLD HOLDING: Un-drained ice is not acceptable as a cold holding device.	COOKING (Note: STERNO is not acceptable as a heating source)	HOT HOLDING
<ul style="list-style-type: none"> • Refrigerator • Refrigerated Truck • Freezer • Ice Chest • Dry Ice • Other 	<ul style="list-style-type: none"> • Oven • Barbecue • Wok • Fryer • Roaster Oven • Stove • Gas Grill • Other 	<ul style="list-style-type: none"> • Oven • Barbecue • Steam Table • Stove • Gas Grill • Toaster Oven • Chafing Dish • Other

FOOD/BEVERAGES

List all foods and beverages you will serve at the event. Only items listed will be approved for service. **Any changes must be approved by the Village Sanitarian before the event.**

Food/Beverage Item	Where Purchased – Source	Preparation/Transportation/Holding Procedures
<i>Example: Potato Salad</i>	<i>Restaurant (Joe's Pizza)</i>	<i>Prepared at restaurant, kept on ice and in refrigeration onsite.</i>
<i>Example: Hamburger Patties</i>	<i>Retail Store (Costco)</i>	<i>Frozen meat, kept in reach in freezer.</i>

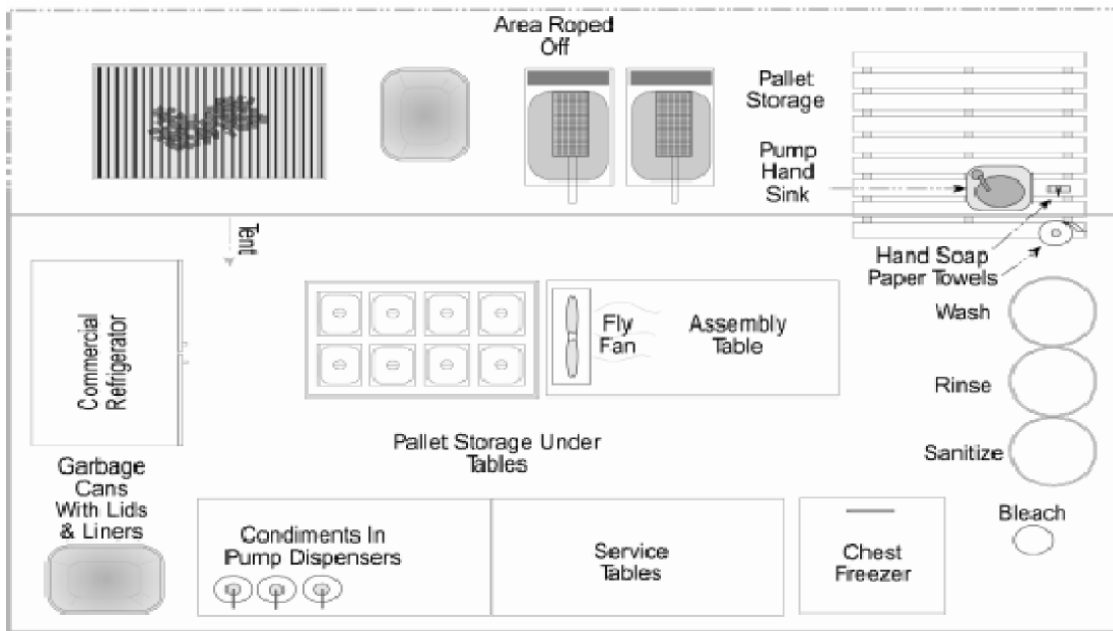
SECTION V

BOOTH LAYOUT


BOOTH LAYOUT INFORMATION:

Indicate all food service equipment, including mechanical cold and hot holding units, cooking equipment, hand washing facilities, dish washing facilities, sneeze guards, sanitizer, potable water supply, garbage cans, racks or pallets for food and single service storage, electrical source, gas cylinders, fire extinguishers, and insect fans.

SAMPLE



PROVIDE DRAWING OF BOOTH LAYOUT BELOW ↓



TEMPORARY FOOD VENDOR SELF CHECKLIST

Use this list as a guide to assure you are prepared for the event and an inspection. Items on the list are **required to be onsite and set up prior to opening your booth to sales.**

- ___ 1. Check the amount of power that you will need to adequately operate all of your equipment and lighting (# of AMPS) and verify with the event organizer that sufficient power is provided.
- ___ 2. A rented port-a-potty hand sink is recommended for hand washing, but other methods can be used. You must provide adequate amount of warm water, pump style hand soap, paper towels, a catch bucket for waste water.
- ___ 3. A tent/overhead covering must be provided to protect food service areas. Grills/cooking equipment should not be under the tent.
- ___ 4. All food and non-food items must be stored 6" off of the ground on pallets, tables, dunnage racks.
- ___ 5. Dish washing onsite is not required. Provide enough extra clean utensils to get through the duration of the event.
- ___ 6. Provide sanitizer wipe buckets or spray bottles to keep tables clean and sanitized. Also, provide chemical test kits to verify concentration.
- ___ 7. Provide lidded garbage cans. Cardboard boxes are not approved.
- ___ 8. Clean aprons, shirts, hats, and adequate hair restraints are required for all booth workers.
- ___ 9. A food probe thermometer is required onsite to check food temperatures throughout the event.
- ___ 10. Single use disposable gloves are required for all food handling tasks.
- ___ 11. Ground covering shall be made of concrete, wood, asphalt, duckboards, platforms.
- ___ 12. Dispensers for condiments (individual packets, pump dispensers, or squeeze bottles). Lidded containers for condiments such as onions, relish, etc.)
- ___ 13. Eating utensils must be dispensed properly and organized to avoid hand contact. Individual sealed utensils work best.
- ___ 14. Brooms, oil dry, etc, for booth clean up at the end of the event.
- ___ 15. Containers to transport, store, and remove used charcoal and fryer grease.
- ___ 16. Water must be obtained from an approved source and be run through a food grade hose to your booth.
- ___ 17. Mechanical refrigeration/freezers must be provided for cold holding potentially hazardous foods at a temperature of 41°F or below. **ICE WILL NOT BE APPROVED FOR COLD HOLDING POTENTIALLY HAZARDOUS FOODS**-it does not work. Please contact the sanitarian to determine what foods are not permitted on ice.
- ___ 18. Electric or propane fired equipment must be provided for hot holding potential hazardous foods above 135°F or above. **STERNOS ARE NOT APPROVED OUTDOORS**-they do not provide adequate/even heat outdoors.
- ___ 19. If you are transporting hot foods it must be reheated to 165°F rapidly, if it does not arrive at 135°F or above to event.
- ___ 20. **USE YOUR THERMOMETER TO CHECK FOOD TEMPS OFTEN.**
- ___ 21. Leftover foods must be discarded at the end of each day and shall not be re-served during subsequent days of the event.